

Equality data for orthopaedic respondents based on completion of equality data

Demographics of respondents

Figures are based on the people who completed the equality monitoring information

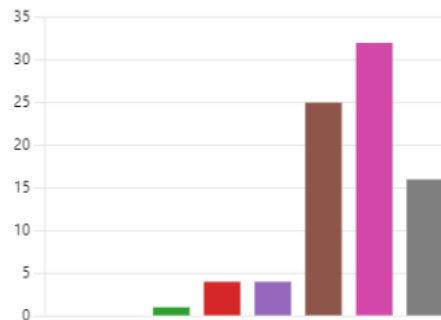
AGE

Most respondents were in the 55+ bracket and given the conditions are more likely to affect people of this age, it was anticipated we would have higher responses from this age demographic.

15. How old were you at your last birthday?

[More Details](#)

Under 18	0
18-24	0
25-34	1
35-44	4
45-54	4
55-64	25
65-74	32
75+	16



GENDER

73% of respondents were female

16. Gender

Which of the following describes how you think of yourself?

[More Details](#)

[Insights](#)

Female	60
Male	22
Other/I prefer to use my own te...	0
Prefer not to say	0



ETHNICITY

17. Which of the following best describes your ethnic group or background? White

[More Details](#)

 Insights

Welsh / English / Scottish/ Nort...	78
Irish	2
Gypsy or Irish Traveller	0
Other	1



18. Mixed/Multiple ethnic groups

[More Details](#)

White and Black Caribbean	3
White and Black African	0
White and Asian	0
Other	2



19. Asian/Asian Welsh/Asian British

[More Details](#)

Indian	0
Pakistani	0
Bangladeshi	0
Chinese	0
Other	1



20. Black/Black Welsh/African/Caribbean/Black British

[More Details](#)

African	0
Caribbean	0
Other	1



21. Other ethnic group

[More Details](#)

Arab	0
Any other ethnic group (please ...	0
Prefer not to say	1



DISABILITY

22. Disability

Are your day-to-day activities reduced because of physical or mental health conditions or illnesses which has lasted, or is expected to last, at least 12 months?

[More Details](#)

[Insights](#)

Yes, limited a lot.	43
Yes, limited a little.	14
No.	21
Prefer not to say.	0



SEXUAL ORIENTATION

23. Sexual Orientation

Which of the following best describes your sexual orientation?

[More Details](#)

[Insights](#)

Bisexual	2
Gay or Lesbian	3
Straight/Heterosexual	74
Other/I prefer to use my own te...	0
Prefer not to say	1



MARRIAGE AND CIVIL PARTNERSHIP

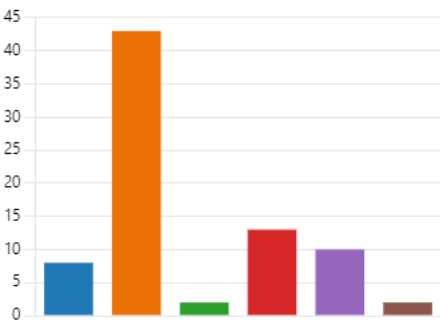
24. Marriage and Civil Partnership

What is your legal marital or registered civil partnership status?

[More Details](#)

[Insights](#)

Never married and never registe...	8
Married / In a registered civil pa...	43
Separated, but still legally marri...	2
Divorced.	13
Widowed.	10
Prefer not to say	2



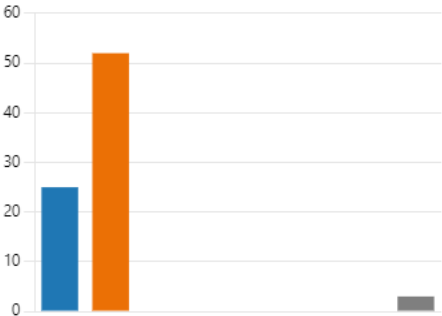
RELIGION

25. Religion
What is your religion?

[More Details](#)

 Insights

No religion	25
Christian (all denominations)	52
Buddhist	0
Hindu	0
Jewish	0
Muslim	0
Sikh	0
Other	3



PREGNANCY AND MATERNITY

26. Pregnancy and Maternity
Are you currently pregnant or have you been pregnant in the last year?

[More Details](#)

Yes	0
No	81
Prefer not to say	0



27. In the past year, have you taken?

[More Details](#)

Maternity leave	0
Additional paternity leave (e.g. ...	0
Adoption leave	0
Prefer not to say	0
None taken / not applicable	76






GENDER IDENTITY

28. Gender Identity

Is the gender you identify with the same as your sex registered at birth?

[More Details](#)

 Insights

 Yes	82
 No	0
 Prefer not to say	0

