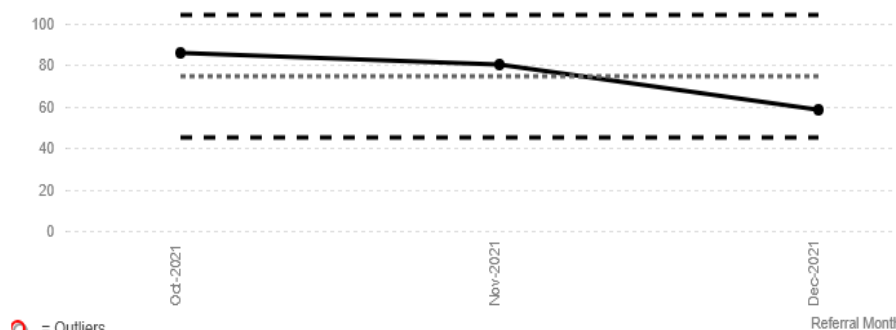


Quarter 3 - DoLS Information - 1.10.2021 to 31.12.2021

SPC: DOL Referrals N= 224

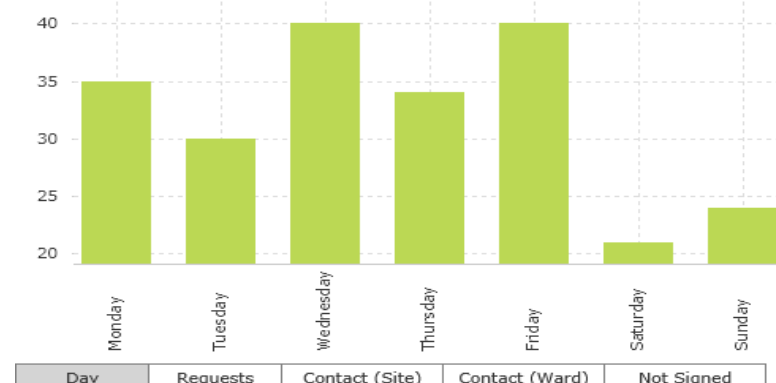
SPC Chart for DOL Referrals over time (01-Oct-21 to 31-Dec-21) 2 Sigmas



Show Line Chart Show SPC Chart

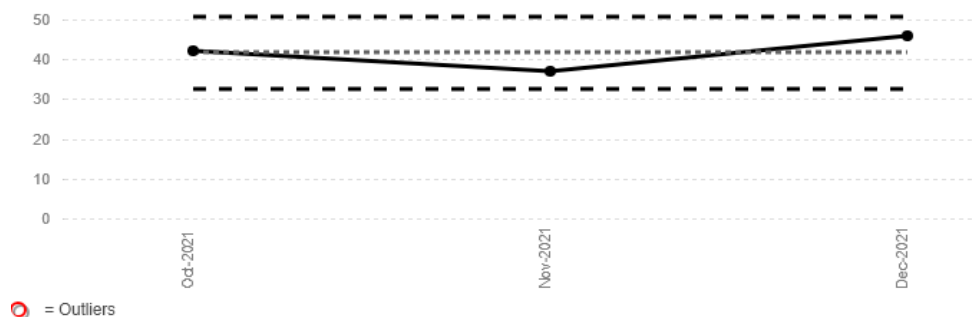
Referrals	Decisions (sign off)	Section 12	Breaches	Within
224	218	0	125	94

Referrals by Day of Week N= 224



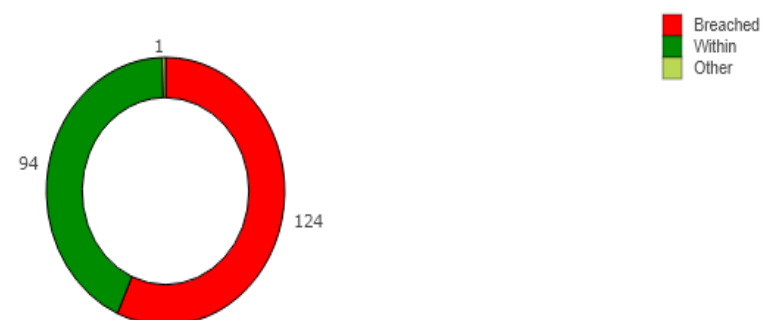
In Month Breaches N= 125

DoL In Month Breaches over time (01-Oct-21 to 31-Dec-21)



Granted DoLS signed off within or breaching time scales

DoLS Granted within timescales and those who have breached (01-Oct-21 to 31-Dec-21)



Cummulative Totals - 01.04.2021 to 31.12.2021

