

Survey Analysis

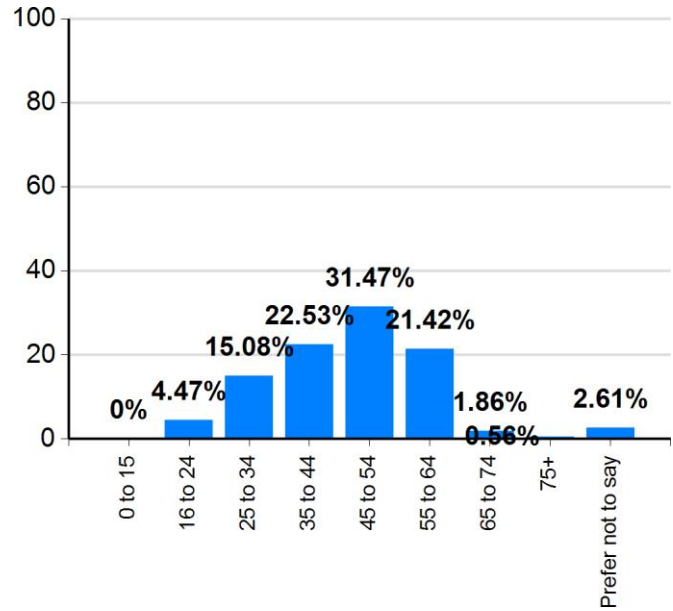
Showing: Full Breakdown Analysis of Survey Results

Total Respondents: 540

Survey: Creating the Swansea Bay Way Together

Question 9: What is your age?

Available Answers	Responses	Score (%)
0 to 15	0	0.00%
16 to 24	24	4.47%
25 to 34	81	15.08%
35 to 44	121	22.53%
45 to 54	169	31.47%
55 to 64	115	21.42%
65 to 74	10	1.86%
75+	3	0.56%
Prefer not to say	14	2.61%
Total	537	100%



[Create new action](#)

Survey Analysis

Showing: Full Breakdown Analysis of Survey Results

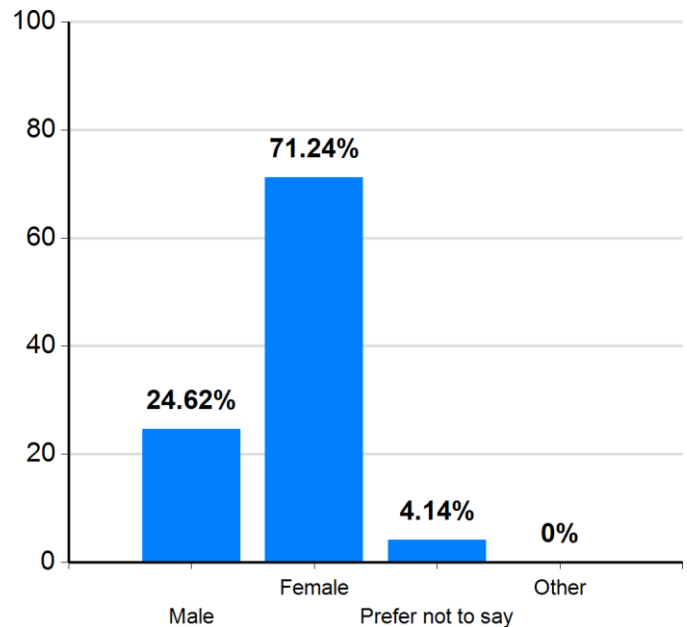
Total Respondents: 540

Survey: Creating the Swansea Bay Way Together

Question 10: What is your gender?

Available Answers	Responses	Score (%)
Male	131	24.62%
Female	379	71.24%
Prefer not to say	22	4.14%
Other	0	0.00%
Total	532	100%

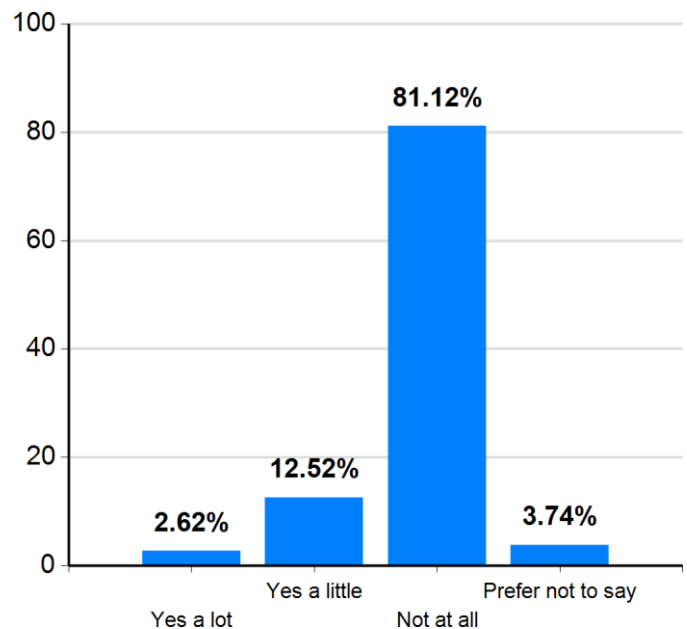
[Create new action](#)



Question 11: Are your day-to-day activities limited because of a health problem or disability which has lasted, or is expected to last, at least 12 months?

Available Answers	Responses	Score (%)
Yes a lot	14	2.62%
Yes a little	67	12.52%
Not at all	434	81.12%
Prefer not to say	20	3.74%
Total	535	100%

[Create new action](#)



Survey Analysis

Showing: Full Breakdown Analysis of Survey Results

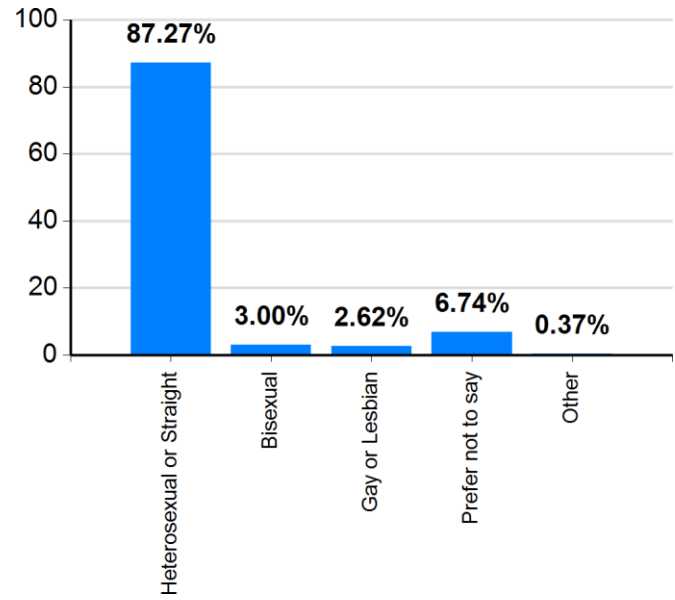
Total Respondents: 540

Survey: Creating the Swansea Bay Way Together

Question 12: Which of the following options best describes how you think of yourself?

Available Answers	Responses	Score (%)
Heterosexual or Straight	466	87.27%
Bisexual	16	3.00%
Gay or Lesbian	14	2.62%
Prefer not to say	36	6.74%
Other	2	0.37%
Total	534	100%

[Create new action](#)



Survey Analysis

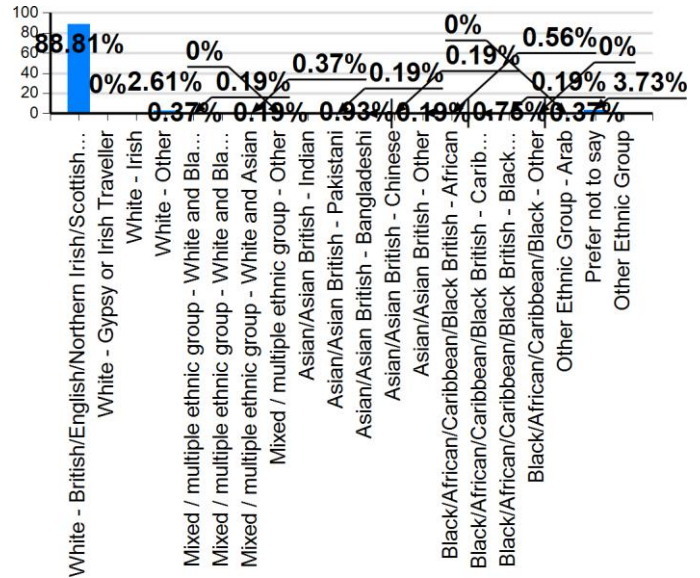
Showing: Full Breakdown Analysis of Survey Results

Total Respondents: 540

Survey: Creating the Swansea Bay Way Together

Question 13: What is your ethnic group?

Available Answers	Responses	Score (%)
White - British/English/Northern Irish/Scottish/Welsh	476	88.81%
White - Gypsy or Irish Traveller	0	0.00%
White - Irish	2	0.37%
White - Other	14	2.61%
Mixed / multiple ethnic group - White and Black Caribbean	1	0.19%
Mixed / multiple ethnic group - White and Black African	1	0.19%
Mixed / multiple ethnic group - White and Asian	2	0.37%
Mixed / multiple ethnic group - Other	0	0.00%
Asian/Asian British - Indian	5	0.93%
Asian/Asian British - Pakistani	1	0.19%
Asian/Asian British - Bangladeshi	1	0.19%
Asian/Asian British - Chinese	1	0.19%
Asian/Asian British - Other	4	0.75%
Black/African/Caribbean/Black British - African	3	0.56%
Black/African/Caribbean/Black British - Caribbean	2	0.37%
Black/African/Caribbean/Black British - Black British	1	0.19%
Black/African/Caribbean/Black - Other	0	0.00%
Other Ethnic Group - Arab	0	0.00%
Prefer not to say	20	3.73%
Other Ethnic Group	2	0.37%
Total	536	100%



[Create new action](#)

Survey Analysis



GIG
CYMRU
NHS
WALES

Bwrdd Iechyd Prifysgol
Bae Abertawe
Swansea Bay University
Health Board

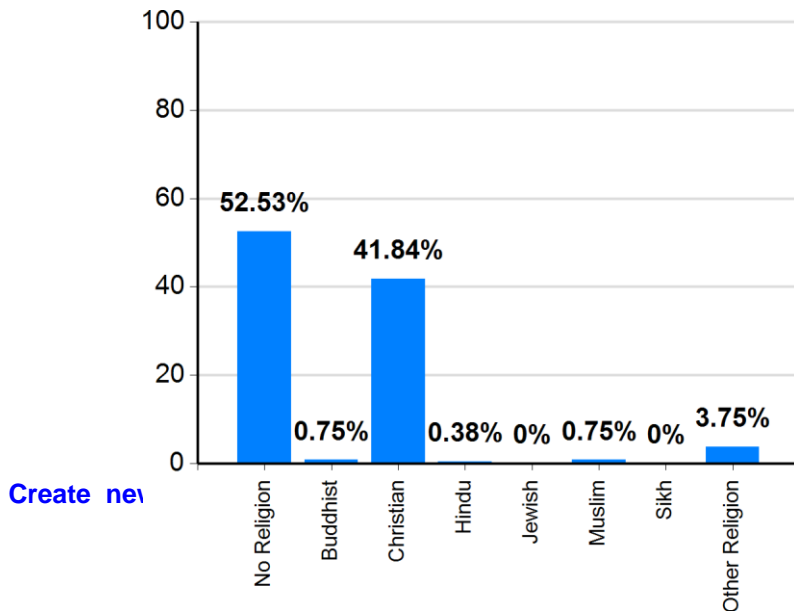
Showing: Full Breakdown Analysis of Survey Results

Total Respondents: 540

Survey: Creating the Swansea Bay Way Together

Available Answers	Responses	Score (%)
No Religion	280	52.53%
Buddhist	4	0.75%
Christian	223	41.84%
Hindu	2	0.38%
Jewish	0	0.00%
Muslim	4	0.75%
Sikh	0	0.00%
Other Religion	20	3.75%
Total	533	100%

Question 14: What is your religion?



Available Filters:

Note: The available filter selection is dependent on the report that is being generated.

Survey Analysis

Showing: Full Breakdown Analysis of Survey Results

Total Respondents: 540

Survey: Creating the Swansea Bay Way Together

Filter Option	Selection
Site	130 D3 Board Secretary - Dir,130 D3 Chief Operating Officer - Dir,130 D3 Clinical Medical School - Dir,130 D3 Clinical Research Unit - Dir,130 D3 Delivery Unit - Dir,130 D3 Director of Strategy - Dir,130 D3 Director of Transformation - Dir,130 D3 EMRTS - Dir,130 D3 Finance - Dir,130 D3 Informatics - Dir,130 D3 Medical Director - Dir,130 D3 Nurse Director - Dir,130 D3 Workforce & Organisational Development - Dir,130 SDU - Mental Health & Learning Disabilities - Dir,130 SDU - Morriston Hospital - Dir,130 SDU - NPTS Delivery Unit - Dir,130 SDU - Primary Care & Community - Dir,Board Secretary ,Caswell Clinic,Cefn Coed Hospital,Chief Operating Officer ,Clinical Medical School ,Clinical Research Unit ,Community,Delivery Unit ,Director of Strategy ,Director of Transformation ,EMRTS ,Finance ,Glanrhyd Hospital,Gorseinon Hospital,Informatics,Learning Disabilities,Medical Director,Mental Health,Mental Health & Learning Disabilities,Morriston Hospital,N/A,Neath Port Talbot Hospital,NPTS,Nurse Director ,Orchid Centre,Primary Care & Community,Singleton Hospital,Staff,Tonna Hospital,Velindre Cancer Centre,Workforce & Organisational Development