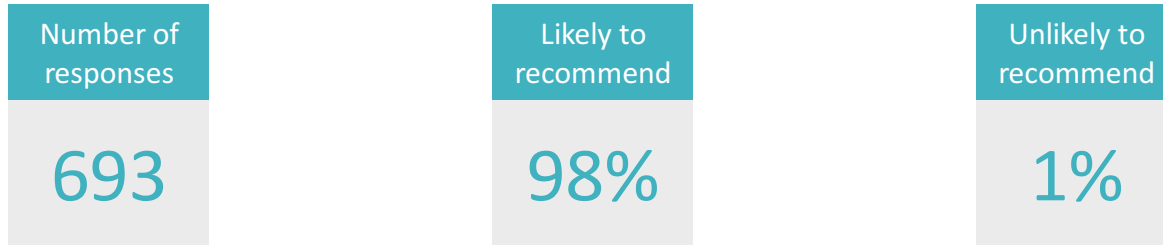


>=01/12/2019 and <=31/12/2019

Patient Feedback

How likely are you to recommend this ward/unit to Friends and Family if they needed similar care or treatment?



How do we compare within the Health Board?

The score of 98% for NPTH compares to a score of 95% for the whole Health Board.

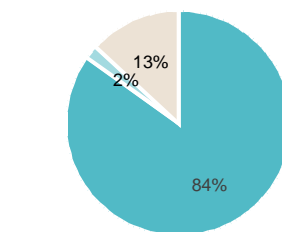



Extremely likely Likely Neither Unlikely Extremely unlikely Don't know

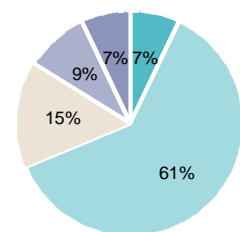
Extremely likely	Likely	Neither	Unlikely	Extremely unlikely	Don't know
632	45	6	7	1	2

Who has responded?

25% 75%



A patient A family member
A carer A friend



0 to 24 55 to 64 75+
25 to 54 65 to 74

