

>=01/02/2020 and <=29/02/2020

Patient Feedback

How likely are you to recommend this ward/unit to Friends and Family if they needed similar care or treatment?



How do we compare within the Health Board?

The score of 98% for NPTH compares to a score of 95% for the whole Health Board.

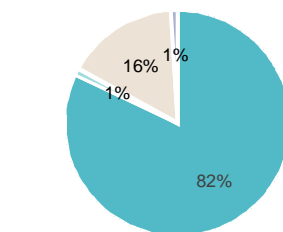



Extremely likely Likely Neither Unlikely Extremely unlikely Don't know

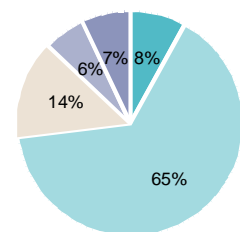
Extremely likely	Likely	Neither	Unlikely	Extremely unlikely	Don't know
613	44	6	1	0	5

Who has responded?

24% 76%



A patient A family member
A carer A friend



0 to 24 55 to 64 75+
25 to 54 65 to 74

