

Date >= 01/11/2019 and Date <= 30/11/2019

Patient Feedback

How likely are you to recommend this ward/unit to Friends and Family if they needed similar care or treatment?



How do we compare within the Health Board?

The score of 97% for NPTH compares to a score of 95% for the whole Health Board.

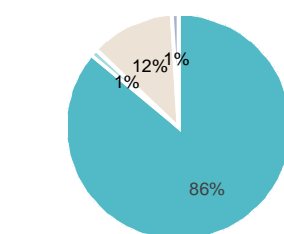



Extremely likely Likely Neither Unlikely Extremely unlikely Don't know

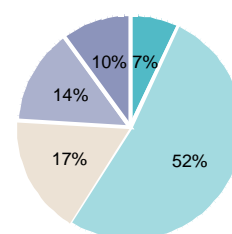
Extremely likely	Likely	Neither	Unlikely	Extremely unlikely	Don't know
794	59	9	3	8	3

Who has responded?

32% 68%



A patient A family member
A carer A friend



0 to 24 55 to 64 75+
25 to 54 65 to 74

